

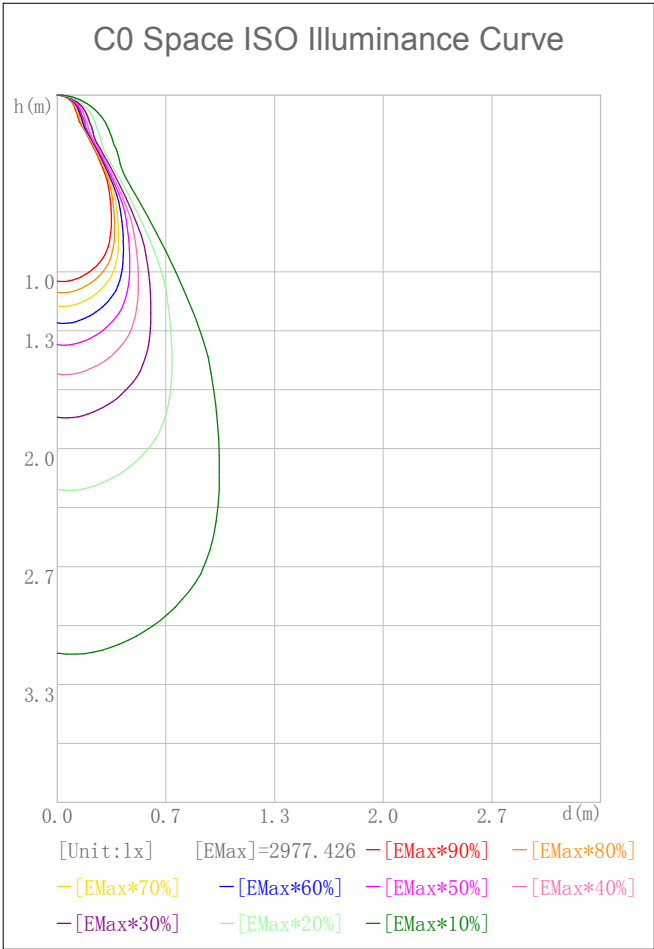
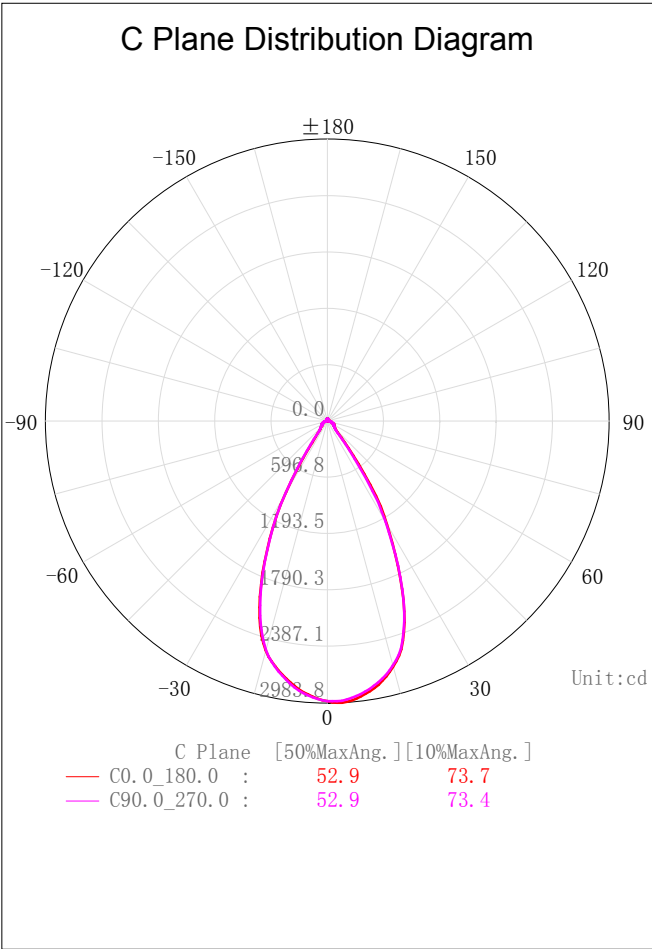
Indoor Luminaire Photometric Data

Description Information

Luminary Name: TR04-30-XX-01 3000K RA90 60D		Lum. Catalog:	Test ID: 01
Lamp Name:		Lamp Catalog: LED	Test Date: 2019/11/11
Manufacture: Shenzhen Norming Lighting Co., Ltd		Shld.Ang(°):	Test Machine:GON-2000
Test Lab: Quality Department		Frequency(Hz):	Lamp CCT(K): Ra:
Lum.Size(W*L*H):0.070m*0.070m*0.266m		Lum.Area(m2):0.024	Lum.W(kg): 0.000
Test System: C, γ	Test Step: C=90.0 γ=1.0	Temp.(°C): 25	Humidity(%): 50.0

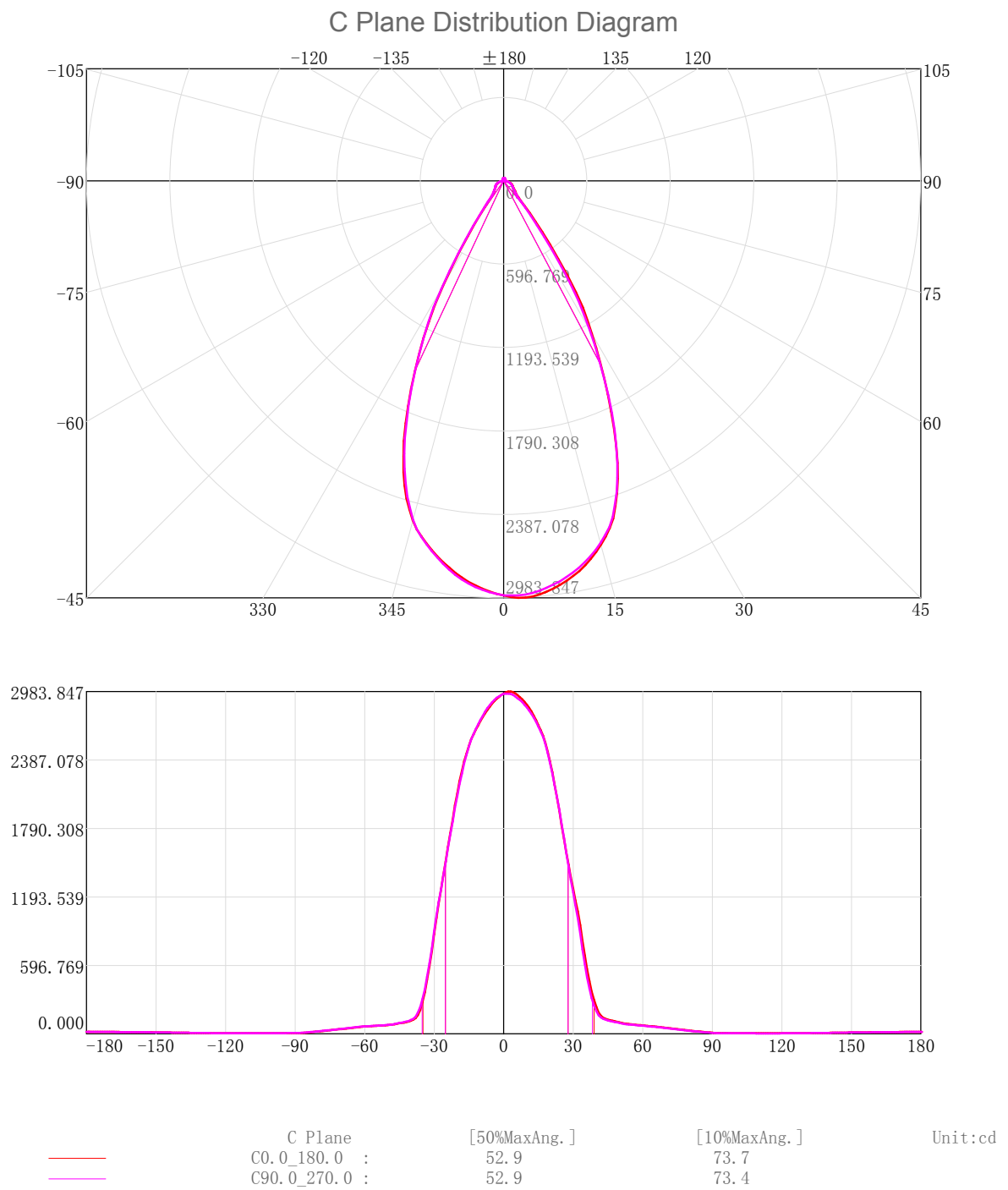
Character Parameter

Lamp Speciality Parameter		Luminaire Speciality Parameter	
Rated Flux(lm): 2394.010	Luminary Flux(lm): 2394.012	Field Angle(10%Imax): 73.7(°)	
Rated Power(W):	Luminary Efficiency: 100.00%	Down Lumens&Percent: 2336.691lm 97.61%	
Rated Voltage(V):	Luminary EER(lm/W): 78.673	Up Lumens&Percent: 57.321lm 2.39%	
Tested Power(W): 30.430	Max. Candela(cd): 2983.847	S/MH: C0_a180=0.850 C90_270=0.849	
Lamps' Inside: 1	Max Cand@Ang.(°): C=0.0 γ=3.0	CIE Type: Semi-Direct	
Tested Electrics(V, A, pf):240.2, 0.128, 0.986Beam Angle(50%Imax): 52.9(°)		ErP Φuse(90°): 2105.304lm	
Lamp Size(W*L*H):0.070m*0.070m*0.266m		IRF(%): 271.984	



2D Plane Light Intensity Distribution Curve

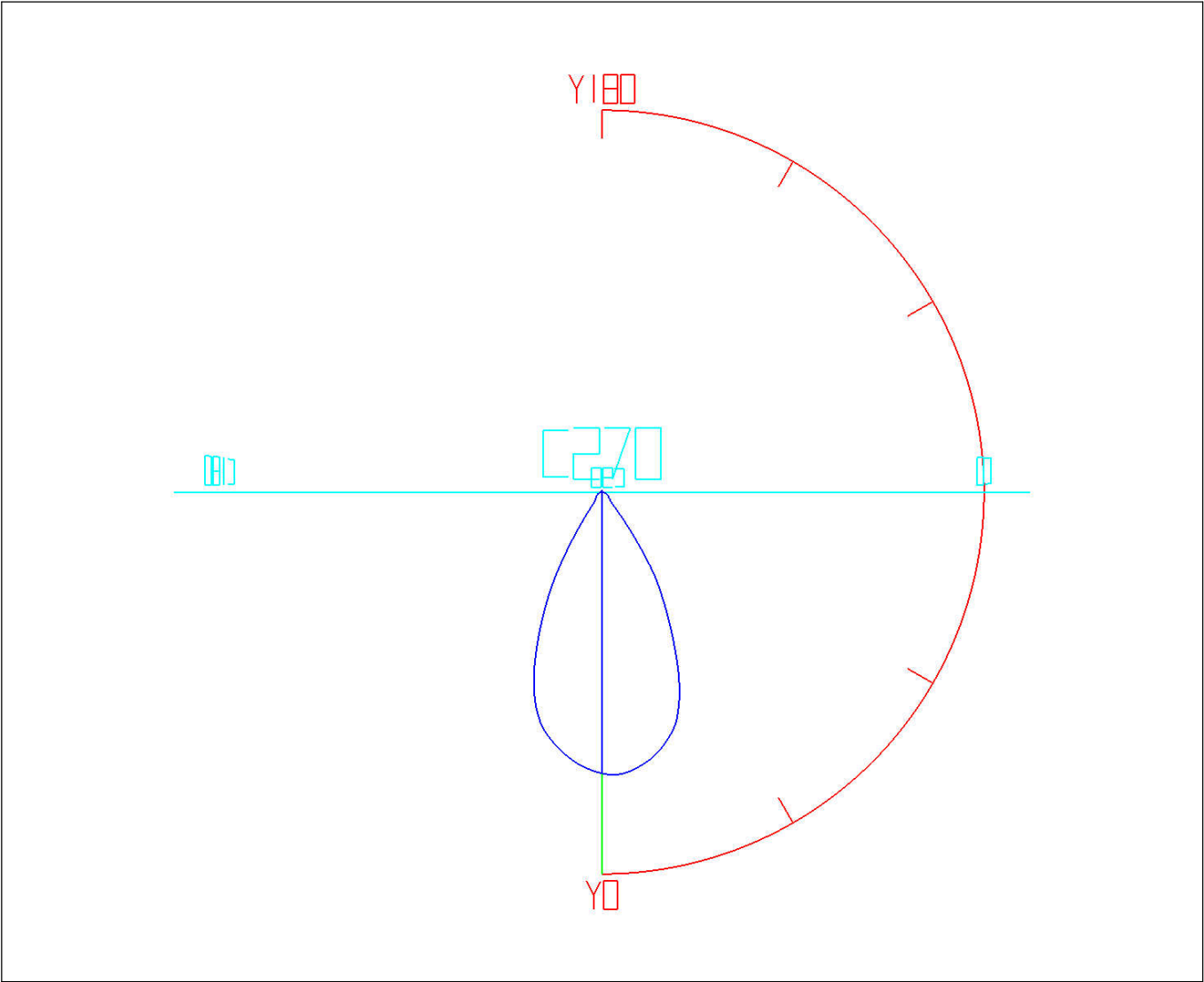
Lum. Name:TR04-30-XX-01 3000K RA90 60D	Lum. Catalog:	Test ID:01
Lamp Name:	Lamp Catalog:LED	Test Lab:Quality Department
Manufacture:Shenzhen Norming Lighting Co., Ltd	Test Machine:GON-2000	Test Date:2019/11/11



3D Light Intensity Distribution Modal

Lum. Name:TR04-30-XX-01 3000K RA90 60D	Lum. Catelog:	Test ID:01
Lamp Name:	Lamp Catelog:LED	Test Lab:Quality Department
Manufacture:Shenzhen Norming Lighting Co., Ltd	Test Machine:GON-2000	Test Date:2019/11/11

3D Light Intensity Distribution Modal



Curves:

3D Model

Fixture

Vert. HUD

Hori. HUD

View Angles:

Orient:0

Tilt:0

Roll:0

Spin:0

IES Indoor Report

Photometric Filename:TR04-30-XX-01 3000K RA90 60D.IES

Zonal Flux Tabulation

Zone (γ)	Zone Flux (lm)	Sums Flux (lm)	Zone%Lamp	Sums%Lamp	Zone (γ)	Zone Flux (lm)	Sums Flux (lm)	Zone%Lamp	Sums%Lamp
0.0-1.0	2.84	2.84	0.12	0.12	47.0-48.0	7.88	2134.88	0.33	89.18
1.0-2.0	8.50	11.33	0.35	0.47	48.0-49.0	7.70	2142.58	0.32	89.50
2.0-3.0	14.13	25.46	0.59	1.06	49.0-50.0	7.54	2150.12	0.32	89.81
3.0-4.0	19.70	45.16	0.82	1.89	50.0-51.0	7.37	2157.49	0.31	90.12
4.0-5.0	25.19	70.35	1.05	2.94	51.0-52.0	7.22	2164.71	0.30	90.42
5.0-6.0	30.58	100.93	1.28	4.22	52.0-53.0	7.12	2171.83	0.30	90.72
6.0-7.0	35.86	136.79	1.50	5.71	53.0-54.0	7.06	2178.89	0.29	91.01
7.0-8.0	41.00	177.78	1.71	7.43	54.0-55.0	6.99	2185.88	0.29	91.31
8.0-9.0	46.00	223.78	1.92	9.35	55.0-56.0	6.93	2192.81	0.29	91.60
9.0-10.0	50.84	274.62	2.12	11.47	56.0-57.0	6.87	2199.69	0.29	91.88
10.0-11.0	55.51	330.14	2.32	13.79	57.0-58.0	6.81	2206.49	0.28	92.17
11.0-12.0	59.99	390.13	2.51	16.30	58.0-59.0	6.74	2213.23	0.28	92.45
12.0-13.0	64.27	454.40	2.68	18.98	59.0-60.0	6.65	2219.88	0.28	92.73
13.0-14.0	68.29	522.69	2.85	21.83	60.0-61.0	6.56	2226.45	0.27	93.00
14.0-15.0	72.00	594.69	3.01	24.84	61.0-62.0	6.46	2232.91	0.27	93.27
15.0-16.0	75.28	669.97	3.14	27.99	62.0-63.0	6.34	2239.25	0.26	93.54
16.0-17.0	78.16	748.14	3.26	31.25	63.0-64.0	6.20	2245.45	0.26	93.79
17.0-18.0	80.57	828.70	3.37	34.62	64.0-65.0	6.04	2251.49	0.25	94.05
18.0-19.0	82.26	910.96	3.44	38.05	65.0-66.0	5.88	2257.37	0.25	94.29
19.0-20.0	83.26	994.22	3.48	41.53	66.0-67.0	5.70	2263.07	0.24	94.53
20.0-21.0	83.65	1077.87	3.49	45.02	67.0-68.0	5.50	2268.57	0.23	94.76
21.0-22.0	83.31	1161.18	3.48	48.50	68.0-69.0	5.29	2273.86	0.22	94.98
22.0-23.0	82.26	1243.44	3.44	51.94	69.0-70.0	5.09	2278.95	0.21	95.19
23.0-24.0	80.64	1324.09	3.37	55.31	70.0-71.0	4.88	2283.83	0.20	95.40
24.0-25.0	78.40	1402.48	3.27	58.58	71.0-72.0	4.66	2288.49	0.19	95.59
25.0-26.0	75.67	1478.15	3.16	61.74	72.0-73.0	4.45	2292.94	0.19	95.78
26.0-27.0	72.57	1550.72	3.03	64.78	73.0-74.0	4.23	2297.17	0.18	95.96
27.0-28.0	69.12	1619.84	2.89	67.66	74.0-75.0	4.02	2301.19	0.17	96.12
28.0-29.0	65.30	1685.14	2.73	70.39	75.0-76.0	3.80	2304.99	0.16	96.28
29.0-30.0	60.85	1745.99	2.54	72.93	76.0-77.0	3.59	2308.58	0.15	96.43
30.0-31.0	55.78	1801.77	2.33	75.26	77.0-78.0	3.37	2311.95	0.14	96.57
31.0-32.0	50.46	1852.23	2.11	77.37	78.0-79.0	3.16	2315.10	0.13	96.70
32.0-33.0	44.76	1896.99	1.87	79.24	79.0-80.0	2.94	2318.05	0.12	96.83
33.0-34.0	38.56	1935.55	1.61	80.85	80.0-81.0	2.73	2320.78	0.11	96.94
34.0-35.0	32.42	1967.97	1.35	82.20	81.0-82.0	2.53	2323.31	0.11	97.05
35.0-36.0	26.90	1994.87	1.12	83.33	82.0-83.0	2.32	2325.63	0.10	97.14
36.0-37.0	22.13	2017.00	0.92	84.25	83.0-84.0	2.12	2327.76	0.09	97.23
37.0-38.0	18.19	2035.19	0.76	85.01	84.0-85.0	1.92	2329.68	0.08	97.31
38.0-39.0	15.16	2050.35	0.63	85.65	85.0-86.0	1.73	2331.41	0.07	97.39
39.0-40.0	12.82	2063.17	0.54	86.18	86.0-87.0	1.54	2332.96	0.06	97.45
40.0-41.0	11.04	2074.21	0.46	86.64	87.0-88.0	1.37	2334.33	0.06	97.51
41.0-42.0	9.87	2084.07	0.41	87.05	88.0-89.0	1.23	2335.56	0.05	97.56
42.0-43.0	9.19	2093.27	0.38	87.44	89.0-90.0	1.13	2336.69	0.05	97.61
43.0-44.0	8.80	2102.07	0.37	87.81	90.0-91.0	1.03	2337.72	0.04	97.65
44.0-45.0	8.53	2110.60	0.36	88.16	91.0-92.0	0.95	2338.67	0.04	97.69
45.0-46.0	8.31	2118.91	0.35	88.51	92.0-93.0	0.91	2339.58	0.04	97.73
46.0-47.0	8.10	2127.00	0.34	88.85	93.0-94.0	0.89	2340.47	0.04	97.76

IES Indoor Report

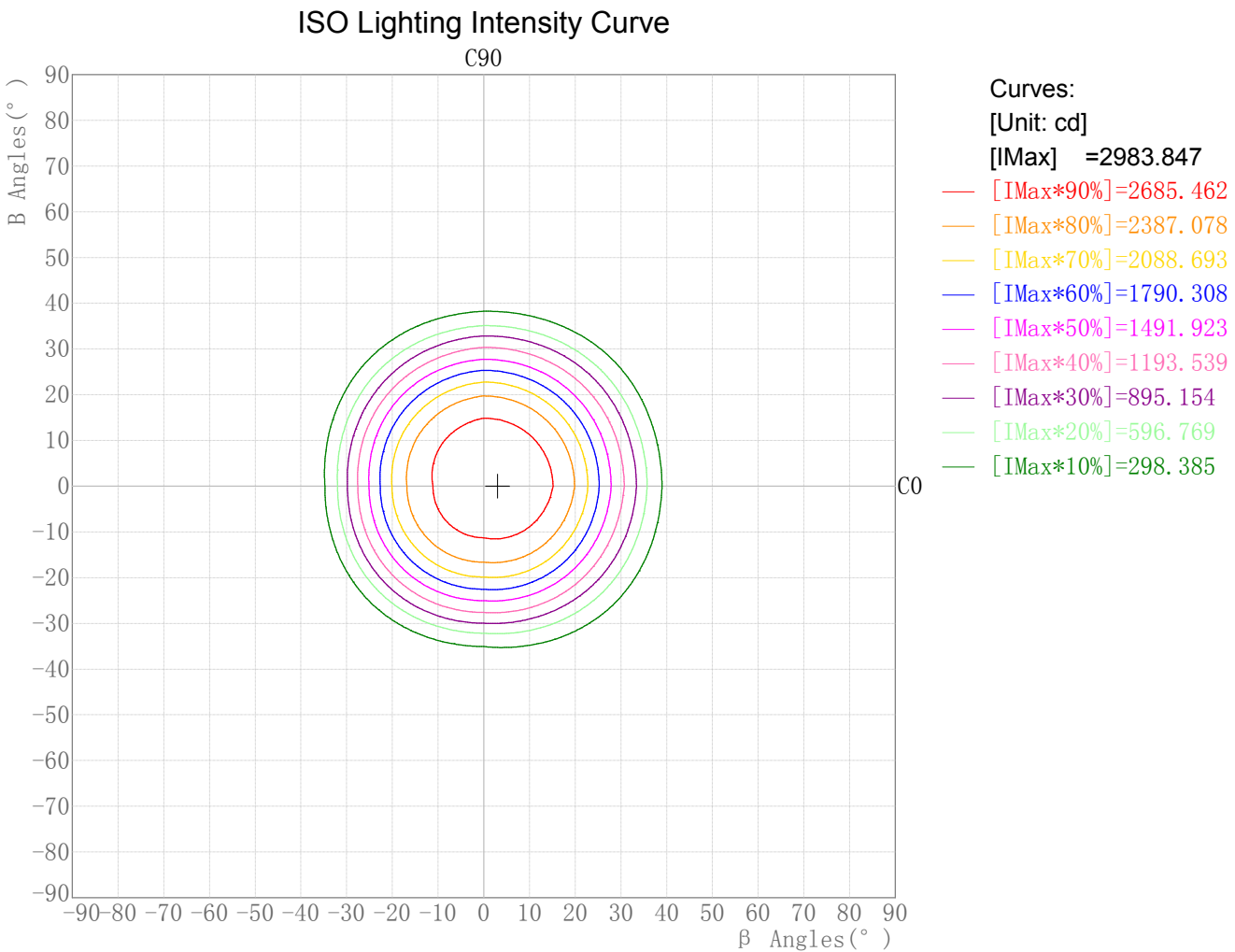
Photometric Filename:TR04-30-XX-01 3000K RA90 60D.IES

Zonal Flux Tabulation - (Cont.)

Zone (γ)	Zone Flux (lm)	Sums Flux (lm)	Zone%Lamp	Sums%Lamp	Zone (γ)	Zone Flux (lm)	Sums Flux (lm)	Zone%Lamp	Sums%Lamp
94. 0-95. 0	0. 87	2341. 34	0. 04	97. 80	141. 0-142. 0	0. 79	2374. 13	0. 03	99. 17
95. 0-96. 0	0. 85	2342. 18	0. 04	97. 84	142. 0-143. 0	0. 79	2374. 92	0. 03	99. 20
96. 0-97. 0	0. 83	2343. 01	0. 03	97. 87	143. 0-144. 0	0. 79	2375. 72	0. 03	99. 24
97. 0-98. 0	0. 81	2343. 82	0. 03	97. 90	144. 0-145. 0	0. 79	2376. 51	0. 03	99. 27
98. 0-99. 0	0. 79	2344. 62	0. 03	97. 94	145. 0-146. 0	0. 79	2377. 30	0. 03	99. 30
99. 0-100. 0	0. 77	2345. 39	0. 03	97. 97	146. 0-147. 0	0. 79	2378. 10	0. 03	99. 34
100. 0-101. 0	0. 76	2346. 15	0. 03	98. 00	147. 0-148. 0	0. 79	2378. 88	0. 03	99. 37
101. 0-102. 0	0. 74	2346. 89	0. 03	98. 03	148. 0-149. 0	0. 78	2379. 67	0. 03	99. 40
102. 0-103. 0	0. 73	2347. 62	0. 03	98. 06	149. 0-150. 0	0. 78	2380. 44	0. 03	99. 43
103. 0-104. 0	0. 71	2348. 33	0. 03	98. 09	150. 0-151. 0	0. 77	2381. 21	0. 03	99. 47
104. 0-105. 0	0. 70	2349. 03	0. 03	98. 12	151. 0-152. 0	0. 76	2381. 97	0. 03	99. 50
105. 0-106. 0	0. 68	2349. 71	0. 03	98. 15	152. 0-153. 0	0. 75	2382. 71	0. 03	99. 53
106. 0-107. 0	0. 67	2350. 38	0. 03	98. 18	153. 0-154. 0	0. 73	2383. 44	0. 03	99. 56
107. 0-108. 0	0. 66	2351. 04	0. 03	98. 21	154. 0-155. 0	0. 72	2384. 16	0. 03	99. 59
108. 0-109. 0	0. 65	2351. 69	0. 03	98. 23	155. 0-156. 0	0. 70	2384. 86	0. 03	99. 62
109. 0-110. 0	0. 64	2352. 34	0. 03	98. 26	156. 0-157. 0	0. 68	2385. 54	0. 03	99. 65
110. 0-111. 0	0. 63	2352. 97	0. 03	98. 29	157. 0-158. 0	0. 66	2386. 21	0. 03	99. 67
111. 0-112. 0	0. 63	2353. 60	0. 03	98. 31	158. 0-159. 0	0. 64	2386. 85	0. 03	99. 70
112. 0-113. 0	0. 62	2354. 22	0. 03	98. 34	159. 0-160. 0	0. 62	2387. 47	0. 03	99. 73
113. 0-114. 0	0. 62	2354. 84	0. 03	98. 36	160. 0-161. 0	0. 60	2388. 07	0. 03	99. 75
114. 0-115. 0	0. 61	2355. 45	0. 03	98. 39	161. 0-162. 0	0. 57	2388. 64	0. 02	99. 78
115. 0-116. 0	0. 61	2356. 07	0. 03	98. 42	162. 0-163. 0	0. 55	2389. 19	0. 02	99. 80
116. 0-117. 0	0. 61	2356. 68	0. 03	98. 44	163. 0-164. 0	0. 52	2389. 72	0. 02	99. 82
117. 0-118. 0	0. 61	2357. 29	0. 03	98. 47	164. 0-165. 0	0. 50	2390. 22	0. 02	99. 84
118. 0-119. 0	0. 62	2357. 91	0. 03	98. 49	165. 0-166. 0	0. 47	2390. 69	0. 02	99. 86
119. 0-120. 0	0. 62	2358. 53	0. 03	98. 52	166. 0-167. 0	0. 44	2391. 13	0. 02	99. 88
120. 0-121. 0	0. 62	2359. 15	0. 03	98. 54	167. 0-168. 0	0. 41	2391. 54	0. 02	99. 90
121. 0-122. 0	0. 63	2359. 78	0. 03	98. 57	168. 0-169. 0	0. 38	2391. 93	0. 02	99. 91
122. 0-123. 0	0. 64	2360. 41	0. 03	98. 60	169. 0-170. 0	0. 35	2392. 28	0. 01	99. 93
123. 0-124. 0	0. 64	2361. 06	0. 03	98. 62	170. 0-171. 0	0. 32	2392. 60	0. 01	99. 94
124. 0-125. 0	0. 65	2361. 71	0. 03	98. 65	171. 0-172. 0	0. 29	2392. 90	0. 01	99. 95
125. 0-126. 0	0. 66	2362. 37	0. 03	98. 68	172. 0-173. 0	0. 26	2393. 15	0. 01	99. 96
126. 0-127. 0	0. 67	2363. 03	0. 03	98. 71	173. 0-174. 0	0. 23	2393. 38	0. 01	99. 97
127. 0-128. 0	0. 68	2363. 71	0. 03	98. 73	174. 0-175. 0	0. 19	2393. 57	0. 01	99. 98
128. 0-129. 0	0. 69	2364. 40	0. 03	98. 76	175. 0-176. 0	0. 16	2393. 73	0. 01	99. 99
129. 0-130. 0	0. 70	2365. 09	0. 03	98. 79	176. 0-177. 0	0. 12	2393. 85	0. 01	99. 99
130. 0-131. 0	0. 71	2365. 80	0. 03	98. 82	177. 0-178. 0	0. 09	2393. 94	0. 00	100. 00
131. 0-132. 0	0. 72	2366. 52	0. 03	98. 85	178. 0-179. 0	0. 05	2393. 99	0. 00	100. 00
132. 0-133. 0	0. 73	2367. 24	0. 03	98. 88	179. 0-180. 0	0. 02	2394. 01	0. 00	100. 00
133. 0-134. 0	0. 74	2367. 98	0. 03	98. 91					
134. 0-135. 0	0. 74	2368. 72	0. 03	98. 94					
135. 0-136. 0	0. 75	2369. 47	0. 03	98. 98					
136. 0-137. 0	0. 76	2370. 24	0. 03	99. 01					
137. 0-138. 0	0. 77	2371. 00	0. 03	99. 04					
138. 0-139. 0	0. 77	2371. 78	0. 03	99. 07					
139. 0-140. 0	0. 78	2372. 56	0. 03	99. 10					
140. 0-141. 0	0. 79	2373. 34	0. 03	99. 14					

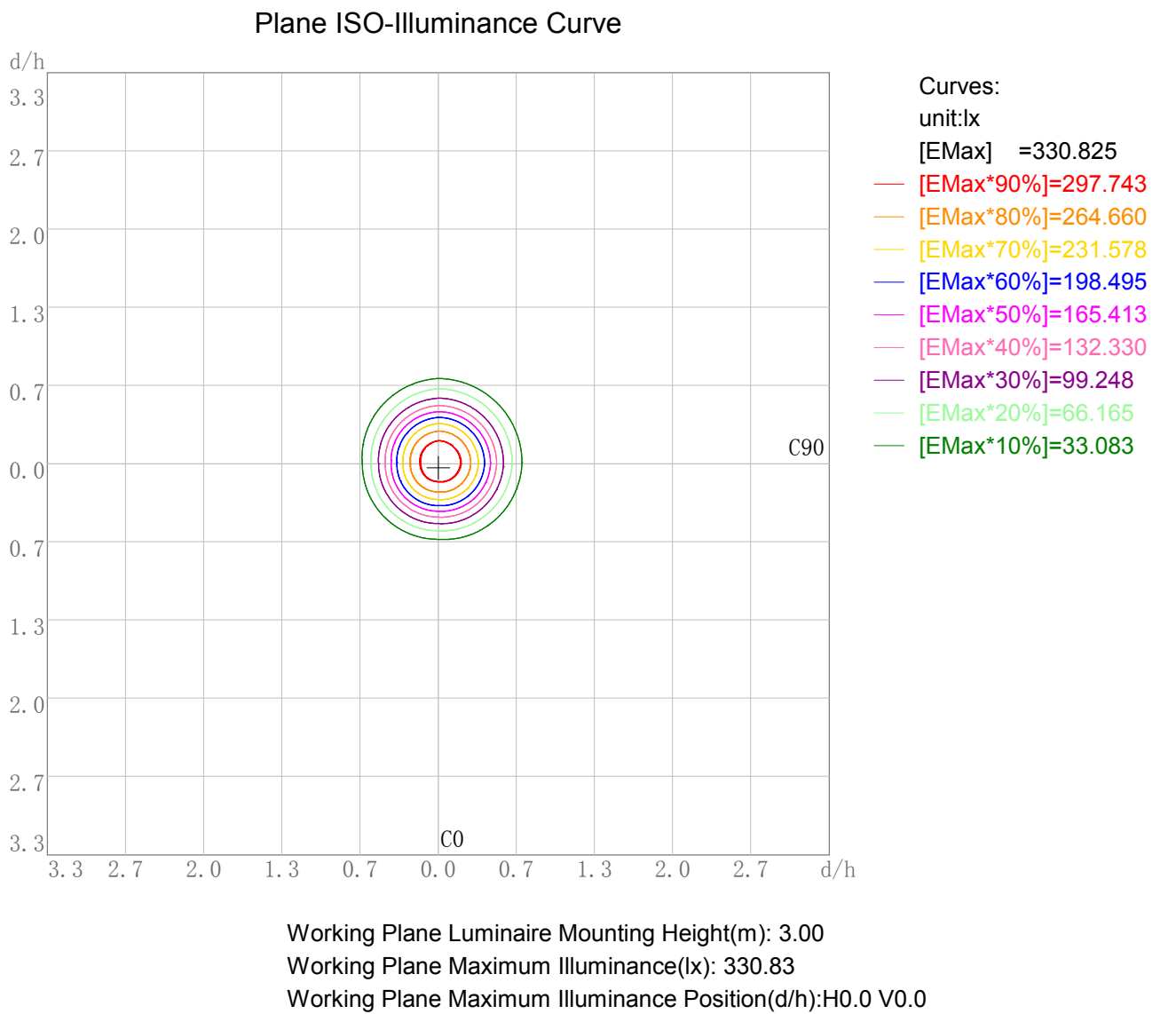
Rectangle ISO Lighting Intensity Diagram

Lum. Name:TR04-30-XX-01 3000K RA90 60D	Lum. Catelog:	Test ID:01
Lamp Name:	Lamp Catelog:LED	Test Lab:Quality Department
Manufacture:Shenzhen Norming Lighting Co., Ltd	Test Machine:GON-2000	Test Date:2019/11/11



Plane ISO-Illuminance Diagram

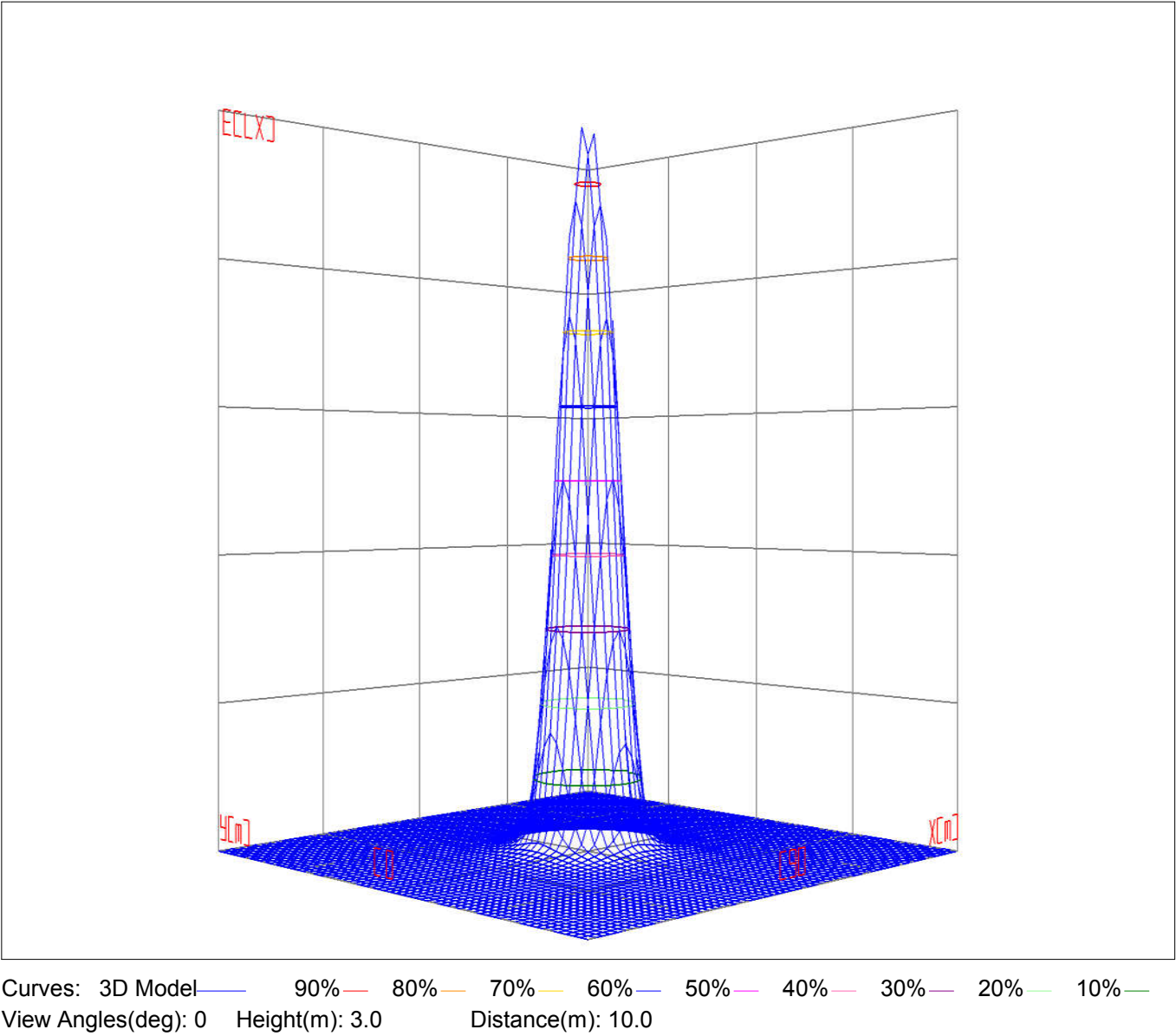
Lum. Name:TR04-30-XX-01 3000K RA90 60D	Lum. Catelog:	Test ID:01
Lamp Name:	Lamp Catelog:LED	Test Lab:Quality Department
Manufacture:Shenzhen Norming Lighting Co., Ltd	Test Machine:GON-2000	Test Date:2019/11/11



3D Plane ISO Illuminance Diagram

Lum. Name:TR04-30-XX-01 3000K RA90 60D	Lum. Catelog:	Test ID:01
Lamp Name:	Lamp Catelog:LED	Test Lab:Quality Department
Manufacture:Shenzhen Norming Lighting Co., Ltd	Test Machine:GON-2000	Test Date:2019/11/11

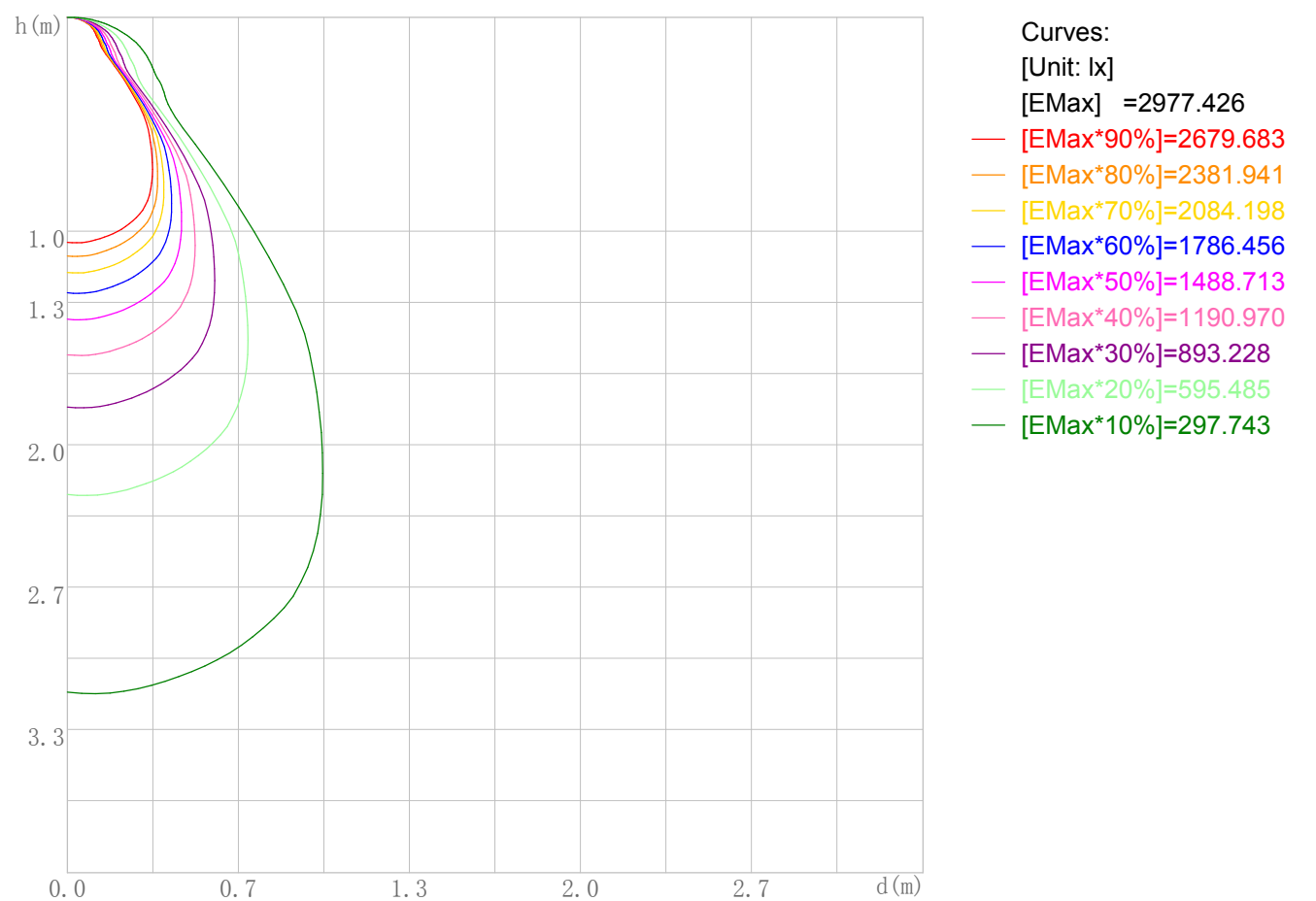
3D Plane Illuminance Modal



Space ISO Illuminance Diagram

Lum. Name:TR04-30-XX-01 3000K RA90 60D	Lum. Catelog:	Test ID:01
Lamp Name:	Lamp Catelog:LED	Test Lab:Quality Department
Manufacture:Shenzhen Norming Lighting Co., Ltd	Test Machine:GON-2000	Test Date:2019/11/11

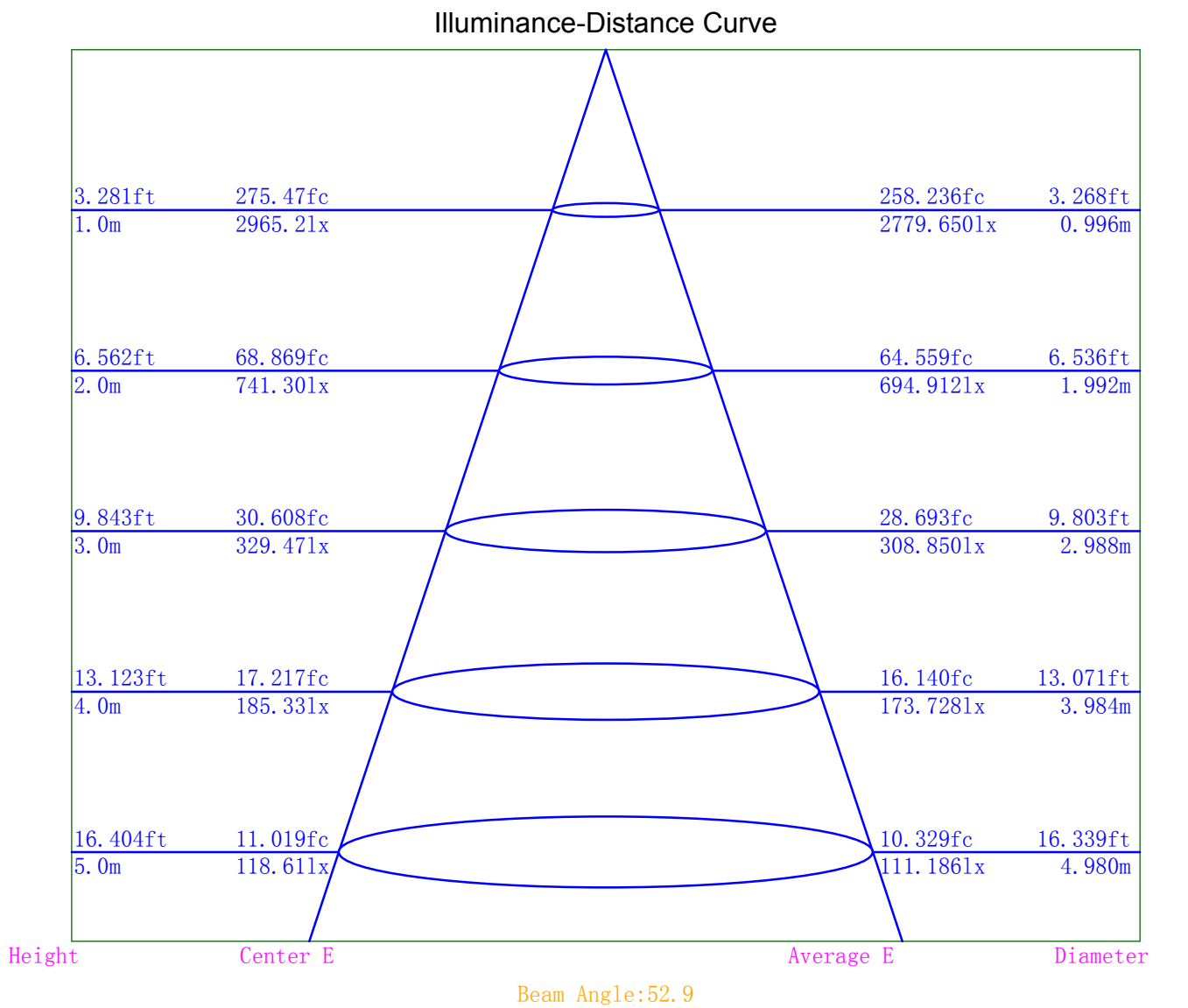
Space ISO Illuminance Curve



Space Plane Maximum Illuminance and @Angle:2977.43lx,2.0deg
Plane Maximum Lighting Intensity and @Angle:2983.847cd,0deg

Illuminance-Distance Diagram

Lum. Name:TR04-30-XX-01 3000K RA90 60D	Lum. Catelog:	Test ID:01
Lamp Name:	Lamp Catelog:LED	Test Lab:Quality Department
Manufacture:Shenzhen Norming Lighting Co., Ltd	Test Machine:GON-2000	Test Date:2019/11/11



Indoor Luminance Limiting Curves

Lum. Name: TR04-30-XX-01 3000K RA90 60D	Lum. Catalog:	Test ID: 01
Lamp Name:	Lamp Catalog: LED	Test Lab: Quality Department
Manufacture: Shenzhen Norming Lighting Co., Ltd	Test Machine:GON-2000	Test Date: 2019/11/11

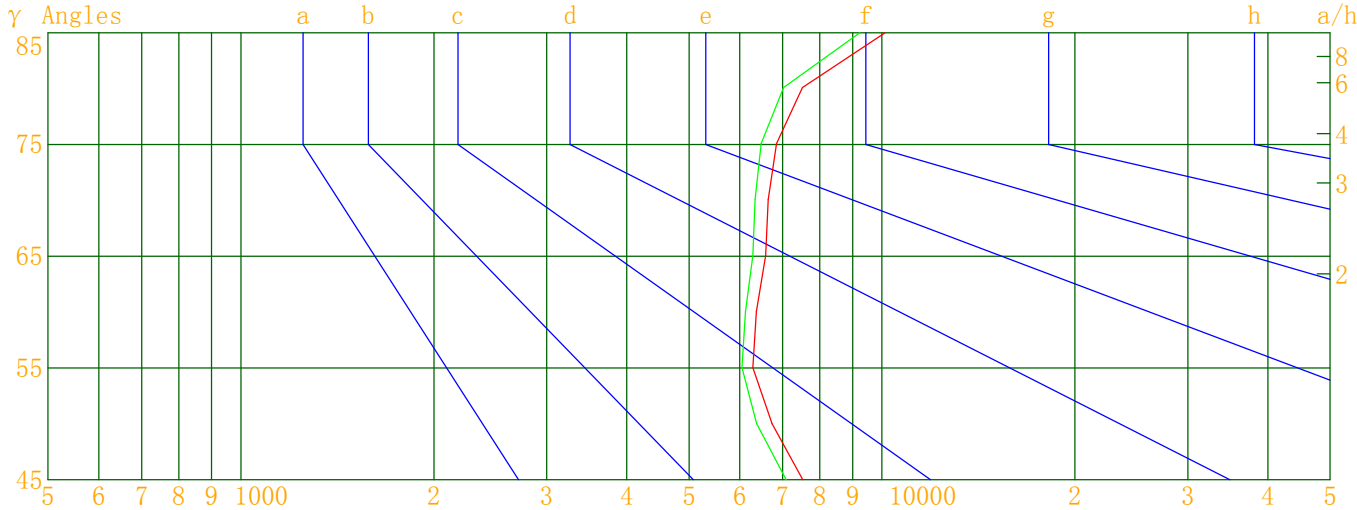
Glare Grade Table

GI	Quality	Using Illuminance							
1.15	A	2000	1000	500	<=300				
1.5	B		2000	1000	500	<=300			
1.85	C			2000	1000	500	<=300		
2.2	D				2000	1000	500	<=300	
2.55	E	a				2000	1000	500	<=300
			b	c	d	e	f	g	h

Luminance Table

Gama (deg)	45	50	55	60	65	70	75	80	85
C0	7526	6736	6291	6372	6582	6647	6848	7517	10110
C90	7086	6379	6048	6122	6289	6337	6479	7024	9234

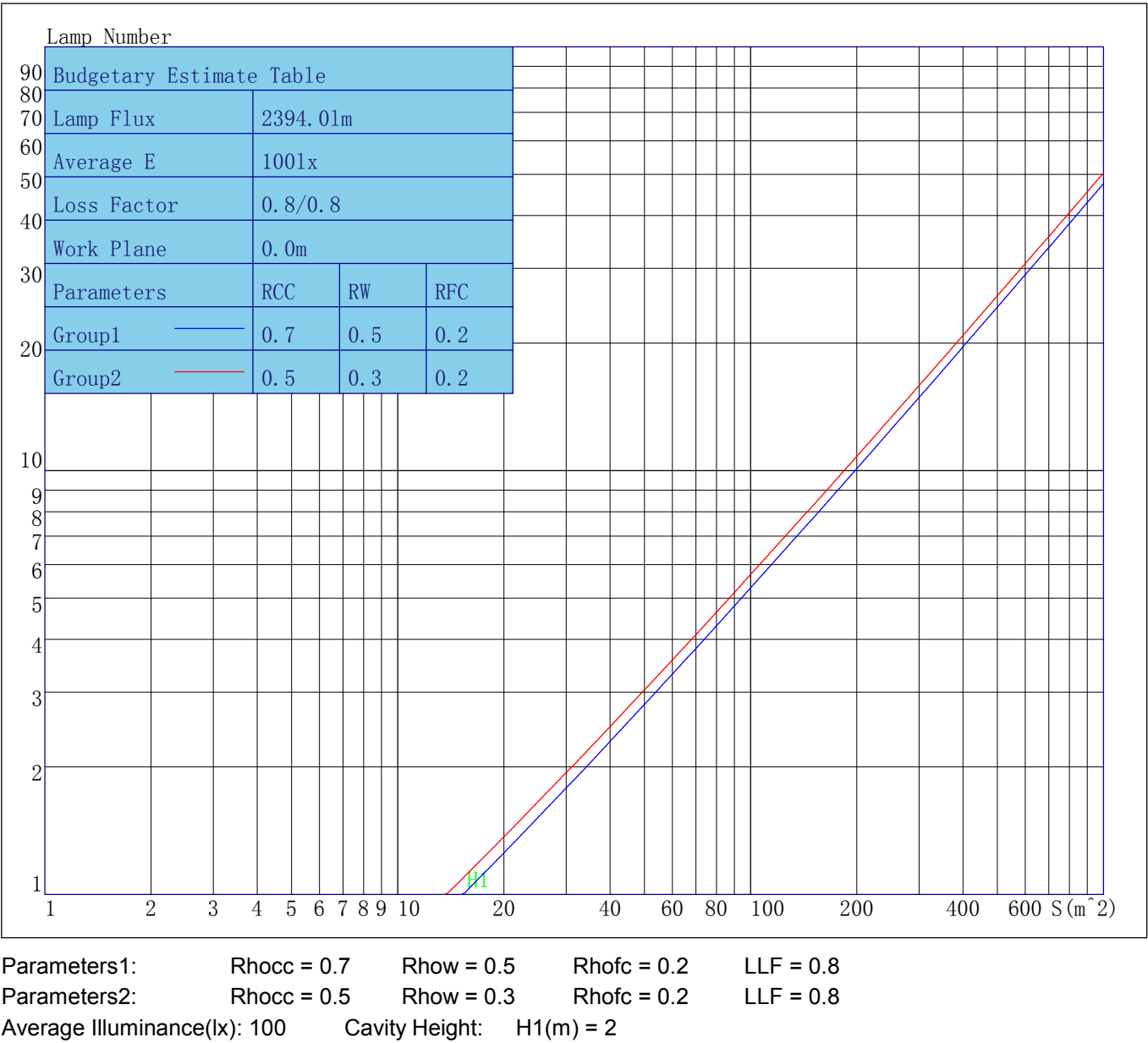
Luminance Limiting Curve



Luminous Size: Length(m)=0.070 Width(m)=0.070 Height(m)=0.266 Area(m^2)=0.023520
Luminous Type: Without Luminous Side
Luminous Curves: C0-C180 Color: — C90-C270 Color: —

Indoor Budgetary Estimate Table

Lum. Name:TR04-30-XX-01 3000K RA90 60D	Lum. Catelog:	Test ID:01
Lamp Name:	Lamp Catelog:LED	Test Lab:Quality Department
Manufacture:Shenzhen Norming Lighting Co., Ltd	Test Machine:GON-2000	Test Date:2019/11/11



Indoor Coefficient of Utilization Table

Lum. Name:TR04-30-XX-01 3000K RA90 60D	Lum. Catelog:	Test ID:01
Lamp Name:	Lamp Catelog:LED	Test Lab:Quality Department
Manufacture:Shenzhen Norming Lighting Co., Ltd	Test Machine:GON-2000	Test Date:2019/11/11

Coefficients of Utilization – Zonal Cavity Method																		
Coef.	Effective Floor Cavity Reflectance RFC=0.20																	
RhoCC (%)	80				70				50			30			10			0
RhoW (%)	70	50	30	10	70	50	30	10	50	30	10	50	30	10	50	30	10	0
RCR	Coefficient of Utilization(%)																	
0	118	118	118	118	115	115	115	115	110	110	110	105	105	105	100	100	100	98
1	112	109	106	104	109	107	104	102	102	100	98	98	97	95	94	93	92	90
2	106	101	97	93	104	99	95	92	95	92	89	92	89	87	89	87	85	83
3	101	94	89	84	98	92	88	84	89	85	82	87	83	80	84	81	79	77
4	96	88	82	78	94	86	81	77	84	79	76	82	78	75	80	76	74	72
5	91	82	76	72	89	81	76	71	79	74	71	77	73	70	75	72	69	67
6	86	77	71	67	85	76	71	67	75	70	66	73	69	65	72	68	65	63
7	82	73	67	63	81	72	66	62	71	66	62	69	65	61	68	64	61	59
8	79	69	63	59	77	68	63	59	67	62	58	66	61	58	65	61	57	56
9	75	65	59	55	74	65	59	55	64	59	55	63	58	55	62	57	54	53
10	72	62	56	52	71	62	56	52	61	56	52	60	55	52	59	55	52	50

Unified Glare Rating Table

Lum. Name: TR04-30-XX-01 3000K RA90 60D	Lum. Catalog:	Test ID: 01
Lamp Name:	Lamp Catalog: LED	Test Lab: Quality Department
Manufacture: Shenzhen Norming Lighting Co., Ltd	Test Machine:GON-2000	Test Date: 2019/11/11

Unified Glare Rating Table

Ceiling RCC		0.70	0.70	0.50	0.50	0.30	0.70	0.70	0.50	0.50	0.30
Wall RW		0.50	0.30	0.50	0.30	0.30	0.50	0.30	0.50	0.30	0.30
Floor RFC		0.20	0.20	0.20	0.20	0.20	0.20	0.20	0.20	0.20	0.20
Room Size		Vewed crosswise					Vewed endwise				
X=2H	Y=2H	16.7	17.8	17.1	18.1	18.5	16.4	17.4	16.8	17.8	18.1
	Y=3H	17.6	18.5	18.0	18.9	19.3	17.3	18.2	17.7	18.6	19.0
	Y=4H	18.1	19.0	18.6	19.4	19.8	17.8	18.6	18.2	19.1	19.5
	Y=6H	18.7	19.4	19.1	19.9	20.3	18.3	19.1	18.8	19.5	20.0
	Y=8H	18.9	19.6	19.4	20.1	20.6	18.6	19.3	19.0	19.7	20.2
	Y=12H	19.2	19.9	19.7	20.3	20.8	18.8	19.5	19.3	19.9	20.4
X=4H	Y=2H	16.9	17.8	17.4	18.2	18.6	16.6	17.4	17.0	17.8	18.3
	Y=3H	18.1	18.8	18.5	19.2	19.7	17.8	18.5	18.2	18.9	19.4
	Y=4H	18.7	19.4	19.2	19.8	20.3	18.4	19.1	18.9	19.5	20.0
	Y=6H	19.5	20.0	20.0	20.5	21.0	19.1	19.7	19.6	20.2	20.7
	Y=8H	19.8	20.3	20.3	20.8	21.3	19.5	20.0	20.0	20.5	21.0
	Y=12H	20.2	20.6	20.7	21.2	21.7	19.8	20.3	20.3	20.8	21.3
X=8H	Y=4H	19.0	19.5	19.5	20.0	20.5	18.7	19.2	19.2	19.7	20.2
	Y=6H	19.9	20.3	20.4	20.8	21.4	19.5	20.0	20.1	20.5	21.1
	Y=8H	20.3	20.7	20.9	21.3	21.8	20.0	20.4	20.6	20.9	21.5
	Y=12H	20.9	21.2	21.4	21.7	22.4	20.5	20.8	21.1	21.4	22.0
X=12H	Y=4H	19.0	19.4	19.5	19.9	20.5	18.7	19.1	19.2	19.6	20.2
	Y=6H	19.9	20.3	20.5	20.8	21.4	19.6	20.0	20.2	20.5	21.1
	Y=8H	20.5	20.8	21.0	21.3	22.0	20.2	20.5	20.7	21.0	21.6
Variations with the objerver position at spacings											
S=1.0H		0.2/-0.2					0.3/-0.3				
S=1.5H		0.4/-0.5					0.5/-0.5				
S=2.0H		0.5/-0.6					0.5/-0.6				
Reduced UGR Table:											
Nordic Standard Table:		BK0					BK0				
Correction Value		2.7					2.7				

o the CIE Pub.117, data has been corrected, refers to the lamp's lumens 8.2flm.

Candela Tabulation

V/H	C0.0	C90.0	C180.0	C270.0
γ 0.0	2965.21	2965.21	2965.21	2965.21
γ 1.0	2976.29	2965.33	2952.86	2952.84
γ 2.0	2982.87	2966.00	2937.12	2942.52
γ 3.0	2983.85	2962.70	2920.49	2928.53
γ 4.0	2978.73	2954.64	2900.45	2911.20
γ 5.0	2968.42	2941.79	2878.75	2889.79
γ 6.0	2953.40	2925.96	2852.59	2866.60
γ 7.0	2935.13	2909.61	2824.01	2839.04
γ 8.0	2915.30	2891.08	2793.20	2806.69
γ 9.0	2893.51	2869.05	2761.60	2772.29
γ 10.0	2869.30	2845.00	2726.41	2735.37
γ 11.0	2841.64	2818.35	2689.85	2697.32
γ 12.0	2809.93	2788.81	2651.05	2656.11
γ 13.0	2773.77	2756.47	2611.44	2613.31
γ 14.0	2734.22	2719.15	2567.68	2565.34
γ 15.0	2692.04	2679.59	2512.28	2507.52
γ 16.0	2646.54	2635.51	2444.51	2433.25
γ 17.0	2596.35	2587.07	2375.31	2358.76
γ 18.0	2538.31	2527.48	2292.04	2270.19
γ 19.0	2458.00	2446.61	2202.75	2177.80
γ 20.0	2374.71	2364.01	2097.37	2074.90
γ 21.0	2279.92	2270.25	1992.78	1971.04
γ 22.0	2175.74	2171.02	1868.79	1852.48
γ 23.0	2062.00	2063.48	1750.35	1738.22
γ 24.0	1943.22	1950.44	1627.91	1618.47
γ 25.0	1819.24	1830.93	1504.54	1496.73
γ 26.0	1700.38	1709.39	1382.24	1379.32
γ 27.0	1586.29	1583.20	1261.39	1262.63
γ 28.0	1474.47	1461.24	1139.89	1150.99
γ 29.0	1366.83	1344.75	1013.01	1032.93
γ 30.0	1263.62	1232.97	868.40	892.52
γ 31.0	1165.96	1122.17	723.25	748.55
γ 32.0	1068.91	1009.30	591.83	614.97
γ 33.0	947.78	875.95	470.94	497.90
γ 34.0	813.92	737.41	363.06	389.61
γ 35.0	683.02	607.73	277.18	303.95
γ 36.0	565.29	494.26	210.93	236.92
γ 37.0	459.08	397.22	164.55	185.28
γ 38.0	370.15	314.46	138.30	151.37
γ 39.0	296.96	248.43	123.94	132.82
γ 40.0	233.34	197.36	115.10	121.90
γ 41.0	186.42	163.51	108.53	113.87
γ 42.0	157.95	144.31	103.90	107.95
γ 43.0	142.21	132.99	100.20	103.32
γ 44.0	132.31	124.49	97.21	99.79
γ 45.0	125.16	117.84	94.22	96.60
γ 46.0	119.69	112.82	90.67	92.92

Candela Tabulation - (Cont.)

V/H	C0.0	C90.0	C180.0	C270.0
γ 47.0	115.56	108.53	85.91	88.14
γ 48.0	111.60	104.80	81.46	83.46
γ 49.0	107.30	100.96	79.27	80.96
γ 50.0	101.83	96.43	77.68	79.28
γ 51.0	96.18	91.53	76.18	77.71
γ 52.0	92.09	88.14	74.81	76.24
γ 53.0	89.46	85.85	73.49	74.87
γ 54.0	87.08	83.68	72.33	73.61
γ 55.0	84.87	81.59	71.15	72.42
γ 56.0	82.75	79.57	70.03	71.27
γ 57.0	80.70	77.66	68.92	70.17
γ 58.0	78.77	75.72	67.74	69.05
γ 59.0	76.83	73.85	66.48	67.84
γ 60.0	74.94	72.00	65.05	66.46
γ 61.0	73.11	70.19	63.50	64.96
γ 62.0	71.25	68.36	61.79	63.31
γ 63.0	69.35	66.48	59.73	61.31
γ 64.0	67.41	64.51	57.46	59.09
γ 65.0	65.42	62.51	55.22	56.89
γ 66.0	63.27	60.42	52.92	54.64
γ 67.0	60.82	58.09	50.58	52.33
γ 68.0	58.32	55.70	48.25	50.03
γ 69.0	55.89	53.34	45.92	47.71
γ 70.0	53.47	50.98	43.59	45.40
γ 71.0	51.07	48.61	41.28	43.12
γ 72.0	48.67	46.26	39.00	40.83
γ 73.0	46.29	43.96	36.73	38.56
γ 74.0	43.98	41.70	34.53	36.31
γ 75.0	41.69	39.44	32.34	34.14
γ 76.0	39.42	37.22	30.20	31.96
γ 77.0	37.19	35.04	28.12	29.83
γ 78.0	34.99	32.89	26.06	27.74
γ 79.0	32.82	30.76	24.05	25.69
γ 80.0	30.70	28.69	22.08	23.67
γ 81.0	28.63	26.65	20.16	21.70
γ 82.0	26.60	24.66	18.28	19.80
γ 83.0	24.60	22.70	16.44	17.92
γ 84.0	22.64	20.78	14.64	16.09
γ 85.0	20.73	18.93	12.92	14.31
γ 86.0	18.88	17.10	11.28	12.58
γ 87.0	17.08	15.32	9.70	10.92
γ 88.0	15.33	13.61	8.50	9.54
γ 89.0	13.64	11.96	8.27	9.22
γ 90.0	11.99	10.36	8.08	8.97
γ 91.0	10.12	8.74	7.89	8.73
γ 92.0	9.28	8.19	7.72	8.52
γ 93.0	9.02	8.01	7.55	8.32

Candela Tabulation - (Cont.)

V/H	C0.0	C90.0	C180.0	C270.0
γ 94.0	8.79	7.82	7.41	8.13
γ 95.0	8.57	7.65	7.26	7.94
γ 96.0	8.36	7.48	7.13	7.78
γ 97.0	8.16	7.32	7.00	7.62
γ 98.0	7.97	7.16	6.89	7.48
γ 99.0	7.78	7.02	6.77	7.34
γ 100.0	7.62	6.88	6.67	7.21
γ 101.0	7.45	6.74	6.57	7.09
γ 102.0	7.30	6.61	6.49	6.98
γ 103.0	7.14	6.48	6.42	6.88
γ 104.0	7.00	6.38	6.34	6.78
γ 105.0	6.87	6.25	6.28	6.70
γ 106.0	6.73	6.15	6.22	6.62
γ 107.0	6.61	6.05	6.20	6.56
γ 108.0	6.50	5.97	6.17	6.51
γ 109.0	6.40	5.89	6.17	6.48
γ 110.0	6.31	5.82	6.16	6.46
γ 111.0	6.22	5.76	6.18	6.45
γ 112.0	6.16	5.72	6.21	6.47
γ 113.0	6.12	5.69	6.25	6.48
γ 114.0	6.09	5.68	6.30	6.52
γ 115.0	6.07	5.68	6.37	6.57
γ 116.0	6.07	5.70	6.45	6.63
γ 117.0	6.08	5.74	6.55	6.71
γ 118.0	6.11	5.79	6.66	6.81
γ 119.0	6.16	5.85	6.80	6.92
γ 120.0	6.23	5.94	6.94	7.05
γ 121.0	6.31	6.05	7.10	7.19
γ 122.0	6.41	6.16	7.26	7.35
γ 123.0	6.53	6.29	7.45	7.52
γ 124.0	6.65	6.43	7.64	7.69
γ 125.0	6.80	6.59	7.86	7.89
γ 126.0	6.95	6.76	8.08	8.10
γ 127.0	7.13	6.96	8.32	8.32
γ 128.0	7.31	7.15	8.55	8.55
γ 129.0	7.50	7.37	8.81	8.78
γ 130.0	7.71	7.59	9.06	9.03
γ 131.0	7.93	7.82	9.33	9.28
γ 132.0	8.17	8.06	9.61	9.55
γ 133.0	8.41	8.32	9.90	9.82
γ 134.0	8.65	8.57	10.18	10.10
γ 135.0	8.92	8.83	10.48	10.37
γ 136.0	9.18	9.11	10.78	10.65
γ 137.0	9.45	9.38	11.08	10.95
γ 138.0	9.74	9.66	11.38	11.24
γ 139.0	10.03	9.96	11.69	11.54
γ 140.0	10.33	10.25	12.00	11.84

Candela Tabulation - (Cont.)

V/H	C0.0	C90.0	C180.0	C270.0
γ 141.0	10.63	10.55	12.32	12.13
γ 142.0	10.93	10.86	12.62	12.42
γ 143.0	11.24	11.17	12.93	12.71
γ 144.0	11.55	11.49	13.23	13.02
γ 145.0	11.86	11.79	13.54	13.31
γ 146.0	12.17	12.10	13.85	13.60
γ 147.0	12.48	12.40	14.13	13.88
γ 148.0	12.79	12.71	14.42	14.15
γ 149.0	13.09	13.00	14.69	14.42
γ 150.0	13.39	13.30	14.95	14.67
γ 151.0	13.69	13.58	15.19	14.91
γ 152.0	13.97	13.86	15.42	15.14
γ 153.0	14.23	14.13	15.65	15.35
γ 154.0	14.49	14.38	15.86	15.55
γ 155.0	14.74	14.62	16.06	15.75
γ 156.0	14.96	14.85	16.26	15.94
γ 157.0	15.18	15.07	16.44	16.11
γ 158.0	15.38	15.28	16.62	16.29
γ 159.0	15.58	15.49	16.80	16.45
γ 160.0	15.77	15.69	16.97	16.62
γ 161.0	15.96	15.89	17.13	16.78
γ 162.0	16.14	16.08	17.26	16.93
γ 163.0	16.33	16.26	17.40	17.08
γ 164.0	16.51	16.44	17.53	17.22
γ 165.0	16.70	16.61	17.66	17.35
γ 166.0	16.87	16.79	17.78	17.49
γ 167.0	17.05	16.95	17.91	17.61
γ 168.0	17.21	17.11	18.01	17.72
γ 169.0	17.38	17.27	18.11	17.84
γ 170.0	17.54	17.41	18.21	17.95
γ 171.0	17.69	17.55	18.31	18.05
γ 172.0	17.83	17.69	18.39	18.14
γ 173.0	17.96	17.83	18.45	18.22
γ 174.0	18.08	17.95	18.52	18.29
γ 175.0	18.19	18.07	18.56	18.35
γ 176.0	18.29	18.18	18.59	18.41
γ 177.0	18.38	18.27	18.63	18.45
γ 178.0	18.46	18.35	18.66	18.48
γ 179.0	18.54	18.43	18.68	18.49
γ 180.0	18.57	18.57	18.57	18.57